

# Tour of The Wall Street Journal

## Topics to be Discussed

Bonds  
Stock Quotes  
Tombstones  
Dividends  
Stock Dividends and Stock Splits


## Bonds

Bond offers two types of payments

- principal – the face amount of the bond, due at the maturity date
- interest – usually semi-annually
  - ♦ [face amount] x [stated (quoted, nominal) interest rate] x [time]

Stated interest rate is adjusted to desired yield by paying more or less than face value of bond

This announcement is neither an offer to sell nor a solicitation of an offer to buy these securities.  
The offer is made only by the Prospectus Supplement and the related Prospectus



New Issue/August 15, 2010

**\$300,000.00**

**McMenimen Computer Company**

9 <sup>3</sup>/<sub>8</sub> % Debentures Due 2040

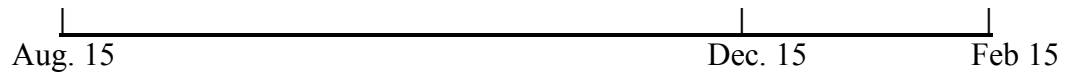
Price 99.33% and accrued interest from August 15, 2010

Copies of the Prospectus Supplement and the related Prospectus may be obtained in any State in which this announcement is circulated only from such of the undersigned as may legally offer these securities in such State.

Salomon Brothers Inc.  
RBC Dominion Securities Corporation  
Goldman, Sachs & Co.  
The First Boston Corporation  
Wood Gundy Corp.

Lehman Brothers      Merrill Lynch & Co.      Morgan Stanley & Co.  
Richardson Greenshields Securities Inc.      ScotiaMcLeod (USA) Inc.  
Burns Fry Hoare Govett Inc.      J.P. Morgan Securities Inc.  
Nesbitt Thomson Securities, Inc.      Prudential-Bache Capital Funding

Accrued interest



Bond quotations are always stated as a percent of face value

## Stock Quotes

Friday, December 31, 2010

I	Symbol	Open	High	Low	Close	Net Chg	%Chg	Vol	52 Week High	52 Week Low	Div	Yield	PE	YTD %Chg
International Paper	IP	27.12	27.50	27.05	27.24	0.05	0.18	2,539,835	29.25	19.33	0.50	1.84	53.41	1.72
International Rectifier	IRF	29.76	29.97	29.58	29.69	-0.07	-0.24	474,600	30.74	17.50	...	...	16.22	34.22
International Shipholding	ISH	25.66	25.86	25.35	25.40	-0.27	-1.05	18,333	32.56	20.64	1.63	6.42	11.19	-18.25
InterOil	IOC	72.15	72.75	71.85	72.07	-0.29	-0.40	288,936	84.05	41.67	...	...	...	-6.17
Interpublic Group	IPG	10.59	10.69	10.54	10.62	-0.01	-0.09	2,807,356	12.40	6.21	...	...	35.40	43.90
IntraLinks Holdings	IL	18.54	19.16	18.50	18.71	0.15	0.81	269,639	22.94	11.44	...	...	...	43.92
Intrepid Potash	IPI	36.76	37.62	36.50	37.29	0.44	1.19	538,513	37.65	19.08	...	...	82.87	27.84
Invacare	IVC	30.57	30.60	30.07	30.16	-0.41	-1.34	117,925	30.92	19.58	0.05	0.17	27.42	20.93
INVESCO	IVZ	23.64	24.34	23.60	24.06	0.39	1.65	3,101,498	24.38	16.37	0.43	...	27.66	2.43
Invesco Mortgage Capital	IVR	22.00	22.05	21.84	21.84	-0.10	-0.46	408,530	23.99	15.00	4.54	...	6.15	-4.04
Investment Technology Group	ITG	16.37	16.51	16.33	16.37	-0.05	-0.30	157,993	21.55	13.15	...	...	51.16	-16.90
ION Geophysical	IO	8.50	8.61	8.39	8.48	...	...	669,343	8.81	3.26	...	...	...	43.24
Iron Mountain	IRM	25.00	25.07	24.91	25.01	...	...	765,928	28.49	19.93	0.75	3.00	...	9.89
IRSA-Inversiones y Representaciones GDS	IRS	16.05	16.18	16.00	16.09	0.04	0.25	17,165	18.53	8.77	0.52	...	6.38	69.90
iSoft-Stone Holdings	ISS	17.71	18.65	17.71	18.17	0.37	2.08	96,380	19.00	15.30	...	...	...	39.77
iStar Financial	SFI	7.77	7.89	7.69	7.82	0.05	0.64	826,809	7.93	2.47	0.50	...	...	205.47
Itau Unibanco Holding ADS	ITUB	24.16	24.26	23.78	24.01	...	...	3,623,720	26.30	16.33	0.34	1.42	12.91	5.12
ITC Holdings	ITC	61.71	62.21	61.54	61.98	0.05	0.08	112,704	63.89	39.90	1.34	2.16	22.29	18.99
ITT	ITT	51.89	52.50	51.77	52.11	0.07	0.13	697,163	57.99	42.05	1.00	1.92	16.70	4.76
ITT Educational Services	ESI	65.70	65.70	63.42	63.69	-2.01	-3.06	505,564	121.98	50.00	...	...	6.00	-33.63
Ivanhoe Mines	IVN	23.43	23.47	22.79	22.92	-0.38	-1.63	1,839,693	30.03	12.15	...	...	...	56.88
Ivanhoe Mines Ltd. Rt Wl	IVN\$	1.49	1.49	1.39	1.40	-0.06	-4.11	94,750	1.64	1.39	...	...	...	-10.83

[http://online.wsj.com/mdc/public/page/2\\_3024-NYSE.html?mod=topnav\\_2\\_3000#I](http://online.wsj.com/mdc/public/page/2_3024-NYSE.html?mod=topnav_2_3000#I)

**Net Change** – the difference in price from the prior day's closing price to the current day's closing price . . . doesn't indicate the variation in trading during the day

**Dividends** - all dividends paid out in the last twelve months are added together to create a "Dividend" number.

**Yield** - the yield represents the dividend per share divided by the previous closing stock price, as a percentage (multiplied by 100).

**P/E (Price to Earnings Ratio)** the P/E ratio (price-to-earnings ratio) of a stock (also called its "P/E", "PER", "earnings multiple," or simply "multiple") is a measure of the price paid for a share relative to the annual income or profit earned by the firm per share.

## New York Stock Exchange Composite Trading

<b>VOLUME BY MARKET</b>				
<b>GO TO: <a href="#">Diaries</a>   <a href="#">Breakdown of Volume</a>   <a href="#">Crossing Session</a>   <a href="#">Weekly Totals</a></b>				
Thursday, January 06, 2011				
NYSE Stocks (9:30 a.m. to 4:00 p.m. ET)				
<b>NYSE</b>	<b>Latest close</b>	<b>% Chg from 65-day avg</b>	<b>Previous close</b>	<b>Week ago</b>
New York	1,094,053,792	8.9	1,042,801,223	508,014,271
Chicago	18,723,880	55.5	13,036,342	10,711,711
CBOE	5,492,723	-44.0	6,322,038	5,161,302
NYSE Arca	569,731,943	13.6	553,367,381	221,918,794
Nasdaq	553,972,827	9.1	551,865,250	226,644,199
NASD ADF <sup>s</sup>	1,685,652,026	25.9	1,685,886,911	664,453,256
PSX	41,487,017	78.6	42,842,935	10,966,302
NYSE Amex	...	...	...	...
Boston	80,976,886	-12.8	82,129,309	55,811,004
National Exch.	31,624,785	12.1	28,475,714	12,733,444
BATS	329,936,604	17.3	331,468,275	122,482,465
BATS Y	78,864,517	87.4	86,931,407	33,836,096
EdgeA	240,916,760	5.9	250,800,440	94,751,971
EdgeX	258,494,819	41.8	229,106,513	93,997,080
Composite	4,989,928,579	17.3	4,905,033,738	2,061,481,895

Approximate average daily volume of NYSE shares traded, 5.8 billion.

**TRF** (Trade Reporting Facility) - provides members with a mechanism for the reporting of transactions effected otherwise than on an exchange

**ADF** (Alternative Display Facility) - The ADF, a display only facility, provides members with a facility for the display of quotations, the reporting of trades, and the comparison of trades.

**PSX** PSX stands for 'price-size exchange'. Instead of allocating trades based on price and time priority, PSX allocates income orders to traders based on how much size they are quoting. A NASDAQ exchange.

**ISE** (International Securities Exchange) - The ISE Stock Exchange is a completely electronic marketplace that offers high-speed order execution capabilities

**BATS** (Better Alternative Trading System) - BATS Global Markets is an innovative global financial markets technology company headquartered in the Kansas City, Mo., area with additional offices in New York and London. The BATS platform was launched in January 2006 and, operating as BATS Exchange, Inc., is a premier destination among the top ranked equity markets in the United States.

**EDGEA** Direct Edge is a Jersey City, NJ based stock exchange operating two separate **EDGEX** platforms, EDGA Exchange and EDGX Exchange. Direct Edge trades all listed U.S. equities. With a market share in the 10%-12% range, Direct Edge regularly trades 1 billion to 2 billion shares per day, fluctuating with the overall market volume. On any given trading day, Direct Edge is ranked as the third or fourth largest stock market in the United States.

**DIVIDEND YIELDS**

	01/06/11	Year ago
DJ Industrial	2.46	2.58
S&P 500	1.87	2.09
Nasdaq	0.79	0.65

**SOME DIVIDEND YIELDS**

	Yield	Annual Dividend	Price 01/06/11
Coca-Cola.....	2.8%	1.76	63.03
Exxon Mobil .....	2.3%	1.76	75.18
IBM .....	1.8%	2.60	148.66
McDonalds .....	3.3%	2.44	74.21
Walt Disney.....	1.0%	0.40	39.65

Source: WSJ Online (market data center/U.S. Stocks/P/Es & Yields on Major Indexes)

## Price-Earnings Ratio

- Price earnings ratio - determined by dividing price of stock by company's earnings per share
  - P/E ratio does not tell much about the firm
  - a higher than average P/E ratio may mean
    - ◆ stock is overpriced
    - ◆ company is excellent, and P/E ratio is justified
  - a lower than average P/E ratio may mean
    - ◆ stock is undervalued
    - ◆ company is riskier than most, and P/E ratio is justified
  - interpretation of ratio is affected by
    - ◆ relative risk
    - ◆ stability of earnings
    - ◆ trends of earnings
    - ◆ market's perception of growth potential of stock
  - typical P/E ratios have varied over the years

### PRICE-EARNINGS RATIOS

	01/06/11	Year ago
DJ Industrial	14.91	18.40
S&P 500	18.03	74.75
Nasdaq	12.68	48.90

### SOME PRICE-EARNINGS RATIOS

01/06/11

AT&T	7.9
Coca Cola	19.4
Goodyear Tire	43.7
Hewlett-Packard	12.2
McDonald's	16.4
Wal Mart Stores	13.4

Source: WSJ Online

- Price earnings ratio - determined by dividing price of stock by company's earnings per share
- P/E ratio does not tell much about the firm
- a higher than average P/E ratio may mean
  - ◆ stock is overpriced
  - ◆ company is excellent, and P/E ratio is justified
- a lower than average P/E ratio may mean
  - ◆ stock is undervalued
  - ◆ company is riskier than most, and P/E ratio is justified
- interpretation of ratio is affected by
  - ◆ relative risk
  - ◆ stability of earnings
  - ◆ trends of earnings
  - ◆ market's perception of growth potential of stock
- typical P/E ratios have varied over the years

**Tombstones**

In the opinion of Bond Counsel, assuming continuing compliance with the provisions of the Internal Revenue Code of 1986, as amended, as described in the Official Statement, interest on the Bonds will not be includable in the gross income of the owners thereof for Federal income tax purposes. See "Tax Exemption" in the Official Statement for certain provisions of the Code that may affect the tax treatment of interest on the Bonds for certain Bondholders, interest on the Bonds will be exempt from personal income taxes imposed by the State of New York or any political subdivision thereof, including the City.

**NEW ISSUE**

**\$700,000,000**  
**The City of New York**  
**General Obligation Bonds**  
**Fiscal 2009 Series B**

Dated: Date of Delivery

Due: October 1, as shown above

The Bonds will be issued as registered bonds and, when issued, will be registered in the name of Cede & Co., as nominee of The Depository Trust Company, New York, New York, which will act as securities depository for the Bonds. Purchasers will not receive certificates representing their ownership interest in the Bonds purchased. Interest will be payable semi-annually beginning April 1, 2008 and on each October 1, and April 1 thereafter. The Bonds will be subject to redemption prior to maturity as described in the Official Statement.

Amount	Maturity	Interest Rate	Yield or Price	Amount	Maturity	Interest Rate	Yield	Amount	Maturity	Interest Rate	Yield
\$30,785,000	2020	6.60%	6.40%	\$13,825,000	2030	7.50%	7.65%	\$13,830,000	2040	7.50%	7.775%
30,785,000	2021	6.60	100	13,825,000	2031	7.50	7.60	20,375,000	2041	7.50	7.775
38,480,000	2022	6.75	100	13,825,000	2032	7.50	7.65	20,735,000	2042	7.50	7.775
46,175,000	2023	6.90	100	13,825,000	2033	7.25	7.40*	20,735,000	2043	7.50	7.775
46,175,000	2024	7	100	13,825,000	2034	7.25	7.45*	20,735,000	2044	7	7.725
27,025,000	2025	7	7.10	13,825,000	2035	7.25	7.45*	20,735,000	2045	7	7.725
27,025,000	2026	7.10	7.20	13,825,000	2036	7.25	7.45*	20,735,000	2046	7	7.725
33,780,000	2027	7.20	7.30	13,825,000	2037	7.50	7.775	20,735,000	2047	7	7.725
40,535,000	2028	7.30	7.40	13,825,000	2038	7.50	7.775	20,735,000	2048	7	7.725
40,535,000	2029	7.40	7.50	13,830,000	2039	7.50	7.775	20,735,000	2049	7	7.725

Bonds of particular maturities may or may not be available from the undersigned or others at the above prices on and after the date of this announcement.

The Bonds are offered subject to prior sale, when, as and if issued by the City and accepted by the Underwriters, subject to the approval of the legality of the Bonds by Brown & Wood, New York, New York. Bond Counsel of the City, and subject to certain other conditions. Certain legal matters in connection with the preparation of the Official Statement will be passed upon for the City by Lord Day & Lord, Barrett Smith, New York, New York. Certain legal matters will be passed upon for the Underwriters by Rogers & Wells, New York, New York. The offering of the Bonds is made only by Official Statement, copies of which may be obtained in any state from such of the undersigned as may lawfully offer these securities in such state.

Goldman, Sachs & Co.

Bear, Stearns & Co.

Morgan Stanley & Co.

Prudential-Bache Capital Funding

Dillon, Read & Co., Inc.

WR Lazard & Laidlaw

J.P. Morgan Securities Inc.

Smith Barney, Harris Upham & Co.

Drexel Burnham Lambert

Manufacturers Hanover Securities Corporation

Pryor, Govan, Counts & Co., Inc.

Dean Witter Reynolds Inc.

Merrill Lynch Capital Markets

Paine Webber Incorporated

Shearson Lehman Hutton Inc.

Ehrlich Bober & Co., Inc.

Tombstones (continued)

This announcement appears as a matter of record only.

December 17, 2010

\$28,000,000

LIL' THINGS

**THE BIG STORE FOR LIL' KIDS**

LiL' Things, Inc.

CLASS C CONVERTIBLE PREFERRED STOCK

The undersigned arranged the private placement  
of these securities.

MONTGOMERY SECURITIES

**Tombstones (continued)**

This announcement is neither an offer to sell nor a solicitation of an offer to buy these securities.  
The offer is made only by the Prospectus.

New Issue/December 20, 2010

**COOPER**

**15,000,000 DECS**  
(Debt Exchangeable for Common Stock)

**Cooper Industries, Inc.**

**6% Exchangeable Notes Due January 1, 2014**  
(Subject to Exchange into Shares of Common Stock, Par Value \$1.00 Per Share,  
of Wyman-Gordon Company)

“DECS” and “Debt Exchangeable for Common Stock” are service marks of Salomon Brothers Inc.

Price \$13.50 per DECS and accrued interest, if any,  
from December 20, 2010

Copies of the Prospectus may be obtained in any State in which this  
announcement is circulated only from such of the undersigned  
as may legally offer these securities in such State.

**Salomon Brothers Inc**

**Merrill Lynch & Co.**

**Schroder Wertheim & Co.**

**CS First Boston**

**Dillon, Read & Co. Inc.**

**Lehman Brothers**

**J.P. Morgan Securities Inc.**

**NatWest Securities Limited**

**Smith Barney Inc.**

**S.G. Warburg & Co. Inc.**

## Tombstones (continued)

6,900,000 Shares

**NSI** nnnn  
nnnn  
nnnn **Neuromedical Systems,**
**Common Stock**

(par value \$0.0001 per share)

Upon request, a copy of the Prospectus describing these securities and the business of the Company may be obtained within any State from any Underwriter who may legally distribute it within such State. The securities are offered only by means of the Prospectus, and this announcement is neither an offer to sell nor a solicitation of an offer to buy.

**5,520,000 Shares**

This portion of the offering is being offered in the United States by the undersigned

**Goldman, Sachs & Co.****Merrill Lynch & Co.****Smith Barney Inc.****Alex Brown & Sons****Donaldson, Lufkin & Jenrette****Hambrecht & Quist LLC****Lehman Brothers****Morgan Stanley & Co.****Oppenheimer & Co., Inc.****Advest, Inc.****Robert W. Baird & Co.****Cowen & Company****Dain Bosworth****First Albany Corporation****McDonald & Company****The Ohio Company****Southcoast Capital****1,380,000 Shares**

This portion of the offering is being offered outside the United States by the undersigned

**Goldman Sachs International****Merrill Lynch International Limited****Smith Barney Inc.****ING Barings****CIBC Wood Gundy Securities Inc.**

December 16, 2010

**Additional Notices****EastGroup Properties Closes Series D Preferred Stock Offering and Confirms Series A Preferred Stock Redemption**

**Jackson, Mississippi, July 2, 2010** – **EastGroup Properties (NYSE-EGP)** today announced that it closed a public offering of 1,320,000 shares of 7.95% Series D Cumulative Redeemable Preferred Stock (NYSE: EGP PrD, CUSIP: 277 276 408). The shares have a \$25 liquidation value per share and will be redeemable at par at the option of the Company on or after July 2, 2015. The first dividend will be payable on October 15, 2010 and will be for less than a full quarter. The offering resulted in approximately \$32.3 million of net proceeds, which, along with the net proceeds from the Company's recent Common Stock offering, will be used to redeem all of the Company's outstanding 9.00% Series A Cumulative Redeemable Preferred Stock.

Mercury Capital Markets LLC, an affiliate of Mercury Partners LLC, a real estate merchant bank, acted as exclusive placement agent in connection with the offering.

On June 5, 2010, the Company called for redemption all 1,725,000 shares of its 9.00% Series A Cumulative Redeemable Preferred Stock (NYSE: EGP PrA, CUSIP: 277 276 200) subject to a condition that the closing of the Company's public offering of 1,320,000 shares of Series D Cumulative Redeemable Preferred Stock shall have occurred. With the closing of the public offering of 1,320,000 shares of Series D Preferred Stock and the satisfaction of the condition, the redemption will take place as scheduled on July 7, 2009 at a redemption price of \$25.00 per share of Series A Preferred Stock, plus accrued and unpaid dividends for the period from April 15, 2010 through and including the redemption date of \$0.51875 per share, for an aggregate redemption price of \$25.51875 per share of Series A Preferred Stock, without interest.

From the redemption date forward, distributions will cease to accrue. The Series A preferred stock will no longer be deemed to be outstanding and all rights of the holders will cease, except the right to receive the redemption price, without interest, upon presentation and surrender of the Series A Cumulative Redeemable Preferred Stock to EquiServe Trust Company, N.A., the redemption agent, during its usual business hours at the address specified in the Letter of Transmittal accompanying the Notice of Redemption.

EastGroup Properties, Inc. is a self-administered equity real estate investment trust focused on the acquisition, ownership and development of industrial properties in major Sunbelt markets throughout the United States. EastGroup's portfolio currently includes 18.9 million square feet with an additional 478,000 square feet of properties under development.

**Notice of Redemption****\$29,385,000****New York State Energy Research  
and Development Authority****9 1/4% Electric Facilities Revenue Bonds,  
Series 1988 B, Due September 15, 2033****(Consolidated Edison Company of New York, Inc. Project)  
CUSIP No. 649841AE3\***

NOTICE IS HEREBY GIVEN that pursuant to the Indenture of Trust, Dated as of August 15, 1995, as amended and supplemented (the "Indenture"), between New York State Energy Research and Development Authority (the "Authority") and Marine Midland Bank, as successor trustee to Morgan Guaranty Trust Company of New York, Marine Midland Bank in the name of the Authority and at the direction of Consolidated Edison Company of New York, Inc., hereby calls for redemption on January 1, 2011 (the "Redemption Date") all outstanding above-referenced bonds (the "Bonds") which shall then become due and payable at the redemption price of 102% of the principal amount thereof (the "Redemption Price"), together with unpaid accrued interest to the Redemption Date (the "Accrued Interest"). The Redemption Price and Accrued Interest amount to \$5,236.18 per \$5,000 principal amount of Bonds.

On and after January 1, 2011, interest on the Bonds shall cease to accrue, and all rights of the holders of the Bonds shall terminate, except for the right to receive the Redemption Price and Accrued Interest for the Bonds surrendered for redemption.

Dated: December 2, 2010

NEW YORK STATE ENERGY RESEARCH  
AND DEVELOPMENT AUTHORITY

**Notice of Redemption****HOUSEHOLD TO REDEEM ALL ISSUED AND OUTSTANDING SHARES OF 5% CUMULATIVE PREFERRED STOCK, \$4.50 CUMULATIVE PREFERRED STOCK AND \$4.30 CUMULATIVE PREFERRED STOCK**

PROSPECT HEIGHTS, IL – MARCH 28, 2010 - Household International, Inc. (NYSE:HI) announced today that it was calling for redemption all the issued and outstanding shares of Household 5% Cumulative Preferred Stock (NYSE: HI-prM), \$4.50 Cumulative Preferred Stock (NYSE: HI-prN) and \$4.30 Cumulative Preferred Stock (NYSE: HI-prO) as of close of the business (5:00 p.m. New York City time) on the redemption date of April 28, 2010.

Pursuant to the terms of these issues of preferred stock, Household will pay a redemption price of \$50.00 per share of 5% Cumulative Preferred Stock, \$103.00 per share of \$4.50 Cumulative Preferred Stock and \$100.00 per share of \$4.30 Cumulative Preferred Stock, plus, in each case, all dividends accrued and unpaid, whether or not earned or declared, to the redemption date. The redemption price is payable in cash, without interest.

On March 28, 2010, Household deposited the aggregate redemption price, including all dividends accrued and unpaid, in trust for the holders of these preferred shares with Computershare Trust Company of New York. As a result, from and after March 28, 2010, pursuant to their terms, these issues of preferred stock shall not be deemed to be outstanding for any purpose whatsoever, and the rights of the holders of these issues of preferred stock shall be limited to the right to receive the redemption price, including all dividends accrued and unpaid, without interest, upon surrender of the certificates representing the preferred shares as set forth in the redemption notice.

**Preferred Stock Conversion****ALJ Announces Series A  
Preferred Stock Conversion**

Thu May 8, 2010 6:17pm EDT

ASHLAND, Ky.--(Business Wire)--ALJ Regional Holdings, Inc. today announced that on May 6, 2010, its board of directors met and approved the conversion of 437,943 shares of the company's outstanding Series A Preferred Stock into 4,957,515 shares of the company's common stock at a conversion price of \$0.50 per share, representing a premium of approximately 14% to the market price of the company's common stock.

As of March 31, 2010, the company had outstanding 812,499 shares of its Series A Preferred Stock, which is redeemable at the option of the holders on December 31, 2012 at a price per share equal to \$4.00 plus accrued but unpaid dividends. As of March 31, 2010, each outstanding share of Series A Preferred Stock had accrued dividends in the amount of \$1.66. The board of directors has approved, including unanimous approval by the disinterested directors of the board, and the holders of the Series A Preferred Stock have agreed, to exchange a portion of their Series A Preferred Stock into shares of the company's common stock at a conversion price of \$0.50 per share. The conversion price represents a premium received by the company for the shares converted of approximately 14% as compared to the closing price for the company's common stock on May 6, 2010, the day prior to the date the board approved the conversion.

In addition, the holders of the Series A Preferred Stock have agreed to waive their right to receive any cumulative dividends accrued with respect to the shares they are converting from April 1 through the date of the conversion. Excluding the waiver of such accrued dividends, the conversion of these shares eliminated \$2,478,757 of long-term liability from the company's balance sheet.

Dividends

**CORPORATE DIVIDEND NEWS**

**Topps Co.**

**Fiscal 3rd-Period Net Fell 68%; Stock Price Plunges**

Topps Co., which posted a steep decline in fiscal third-quarter earnings, will not pay a dividend “for the foreseeable future,” a spokeswoman said. Its stock price plunged.

Net income for the third quarter ended Nov. 28 fell 68% to \$1.5 million, or three cents a share, from \$4.7 million, or 10 cents a share, a year earlier. Revenue fell 8.5% to 52.9 million from 57.8 million.

The New York company’s stock price fell \$1.375, or 24% to close at \$4.375 in Nasdaq Stock Market trading.

Topps, a marketer of collectible picture cards and other entertainment products, in a news release said it is ceasing to pay a dividend in part because the baseball and hockey strikes have made the sports-card market uncertain. The company’s board believes that by reinvesting dividends, it can contribute most effectively to the company’s health.

\* \* \*

CATERPILLAR Inc. (Peoria, Ill.) -- The company boosted the dividend on its common stock to 25 cents from 15 cents, payable Feb. 8 to holders of record Jan. 20. The 67% increase in the payout marks the heavy-equipment maker’s second dividend increase this year. In August, the company doubled the dividend to 30 cents; Caterpillar shortly afterward splits its shares 2 for 1, a move that sent the dividend back to 15 cents on a postsplit basis.

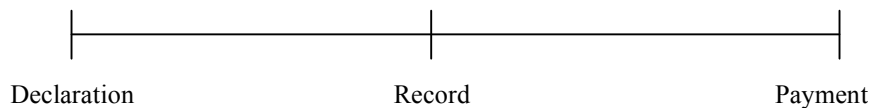
\* \* \*

CUMMINS ENGINE Co. doubled its quarterly dividend to 25 cents a share from 12.5 cents, payable December 15 to shares of record Dec. 1. The diesel-engine maker also said in Columbus, Ind., that its board authorized the company to repurchase as many as 2.5 million of its 42 million common shares outstanding. The moves recognize the company’s strong financial performance and the board’s confidence in Cummin’s prospects.

\* \* \*

Important dividend dates

- Date of Declaration
- Ex-dividend Date
- Date of Record
- Date of Payment



## Dividends (continued)

**DIVIDEND DECLARATIONS**GO TO: [Competing Yields](#) | [Stocks Ex-Dividend](#)

Friday, January 07, 2011

Company	Symbol	% Yield	AMOUNT		Period	Payable	Record	Ex-Div
			New	Old				
<b>INCREASED</b>								
<a href="#">Epoch Hldg</a>	<a href="#">EPHC</a>	1.58	.06	.05	Q	2011-02-11	01-28	01-26
<a href="#">Robbins &amp; Myers</a>	<a href="#">RBN</a>	0.44	.045	.0425	Q	2011-02-18	01-21	01-19
<b>REDUCED</b>								
None								
<b>INITIAL</b>								
<a href="#">Coffee Hldg</a>	<a href="#">JVA</a>	...	.03		Q	2011-01-31	01-17	01-12
<b>REGULAR</b>								
<a href="#">Acuity Brands</a>	<a href="#">AYI</a>	0.87	.13		Q	2011-02-01	01-18	01-13
<a href="#">Celanese A</a>	<a href="#">CE</a>	0.47	.05		Q	2011-02-01	01-18	01-13
<a href="#">Paychex Inc</a>	<a href="#">PAYX</a>	3.89	.31		Q	2011-02-15	02-01	01-28
<a href="#">PNC FinSrGr pFL</a>	...	...	.6172		Q	2011-02-01	01-14	01-12
<a href="#">Zep Inc</a>	<a href="#">ZEP</a>	0.88	.04		Q	2011-02-01	01-19	01-14
<b>IRREGULAR</b>								
None								

**DIVIDEND DECLARATIONS**GO TO: [Competing Yields](#) | [Stocks Ex-Dividend](#)

Friday, January 07, 2011

Company	Symbol	% Yield	AMOUNT		Period	Payable	Record	Ex-Div
			New	Old				
<b>INCREASED</b>								
<a href="#">Epoch Hldg</a>	<a href="#">EPHC</a>	1.58	.06	.05	Q	2011-02-11	01-28	01-26
<a href="#">Robbins &amp; Myers</a>	<a href="#">RBN</a>	0.44	.045	.0425	Q	2011-02-18	01-21	01-19
<b>REDUCED</b>								
None								
<b>INITIAL</b>								
<a href="#">Coffee Hldg</a>	<a href="#">JVA</a>	...	.03		Q	2011-01-31	01-17	01-12
<b>REGULAR</b>								
<a href="#">Acuity Brands</a>	<a href="#">AYI</a>	0.87	.13		Q	2011-02-01	01-18	01-13
<a href="#">Celanese A</a>	<a href="#">CE</a>	0.47	.05		Q	2011-02-01	01-18	01-13
<a href="#">Paychex Inc</a>	<a href="#">PAYX</a>	3.89	.31		Q	2011-02-15	02-01	01-28
<a href="#">PNC FinSrGr pFL</a>	...	...	.6172		Q	2011-02-01	01-14	01-12
<a href="#">Zep Inc</a>	<a href="#">ZEP</a>	0.88	.04		Q	2011-02-01	01-19	01-14
<b>IRREGULAR</b>								
None								

Source: [http://online.wsj.com/mdc/public/page/2\\_3022-dividends.html?mod=mdc\\_h\\_usshl#dividendsC](http://online.wsj.com/mdc/public/page/2_3022-dividends.html?mod=mdc_h_usshl#dividendsC)

## Panhandle Oil and Gas Inc. Reports Quarterly Dividend and Sets Date for Annual Meeting

OKLAHOMA CITY, Jan. 5 /PRNewswire-FirstCall/ -- PANHANDLE OIL AND GAS INC. (NYSE: PHX) announced that its board of directors, at its December meeting, declared a 7 cent per share regular quarterly dividend. The dividend is payable on March 6, 2011 to shareholders of record on February 23, 2011.

The Board of Directors set the annual meeting of shareholders for Thursday, March 5, 2011 at 9:00 a.m. at the Waterford Marriott Hotel, Oklahoma City, Oklahoma. Shareholders of record at the close of business on January 23, 2011 shall be entitled to notice of and to vote at the annual meeting. Proxies and Annual Reports will be mailed on or about January 30, 2011.

Panhandle Oil and Gas Inc. (NYSE-PHX) is engaged in the exploration for and production of natural gas and oil. Additional information on the Company can be found at [www.panhandleoilandgas.com](http://www.panhandleoilandgas.com).

**STOCKS EX-DIVIDEND****GO TO: [Competing Yields](#) | [Dividend Declarations](#)**

Thursday, January 011, 2011

Companies in the Dow Jones Industrial Average (I), Dow Jones Transportation Average (T) or Dow Jones Utility Average (U) are so identified.

Company	Symbol	% Yield	Amount	Period
<a href="#">AGIC ConvincoFd</a>	<a href="#">NCV</a>	10.41	.09	M
<a href="#">AGIC Fd II</a>	<a href="#">NCZ</a>	10.70	.085	M
<a href="#">Center Bancorp</a>	<a href="#">CNBC</a>	1.35	.03	Q
<a href="#">Hancock(J)PDv</a>	<a href="#">PDT</a>	7.99	.0755	M
<a href="#">Hancock(J)Pflnc</a>	<a href="#">HPI</a>	8.00	.124	M

**Stock Dividends and Stock Splits**

Stock dividend

- distribution of shares of a company's own stock to its current stockholders
- no compensation received
- purpose - to give the owners evidence of earnings

Stock split

- distribution of shares of a company's own stock to its current stockholders
- no compensation received
- purpose - to alter the market price of the stock

Comments

---

---

## CORPORATE DIVIDEND NEWS

---

### **Whistler Investments, Inc. (WHSR) Declares a 10% Stock Dividend**

To Thank all Shareholders, to Celebrate a Highly Successful 2010, and to Welcome in 2011, the Board is Pleased to Present a 10 Stock Dividend to all WHSR Shareholders LAS VEGAS, NV, Jan. 4 -- Whistler Investments, Inc. (NASD OTCBB: WHSR) - <http://www.whistlerinvestments.com/> and its subsidiaries R-Electric Car Co., Global Electric Corp., Solium Power Corp. and WhistlerTel, Inc. - emerging leaders in the development and marketing of Lithium-powered products and VoIP services worldwide, is pleased to announce today that its Board of Directors approved a 10 percent stock dividend. This stock dividend is a distribution to the Company's shareholders of one additional share of the Company's common stock for each 10 shares of stock held by the stockholder of record as at the close of business on February 28, 2011.

For example, for every 1,000 shares of common stock each Whistler shareholder owns on the record date for the stock dividend, the stockholder will automatically receive an additional 100 shares of WHSR stock. Fractional shares will not be issued and shareholders will not receive cash for such fractional interests.

Holly Roseberry, President of Whistler Investments, stated . . . "Last year was very successful for our Company due to its increased governmental work, increased product base and its acquisition of a leading VoIP telecom firm. We feel that this dividend is the best way to thank our wonderful base of shareholders and share the fruits of our success."

### **North American Galvanizing & Coatings Announces a 4 for 3 Stock Split Effected Through a Stock Dividend, Increases Stock Buyback Authorization, and Introduces Direct Stock Purchase Plan**

Thu Aug 21, 2010 2:21pm EDT

TULSA, Okla., Aug. 21, 2009 (GLOBE NEWSWIRE) -- North American Galvanizing Coatings, Inc. (Nasdaq:NGA), a provider of hot-dip galvanizing and coatings services, announced today that its Board of Directors declared a 4 for 3 stock split of its common stock in the form of a stock dividend. The stock dividend is payable on September 14, 2010 to shareholders of record as of August 31, 2010.

The stock dividend entitles each shareholder of record as of August 31, 2010 to receive one share of common stock for each three shares then owned. The value of any fractional shares resulting from the stock split will be paid in cash based on the closing market price of the common stock on the record date.

Mr. Ronald J. Evans, President and Chief Executive Officer of North American Galvanizing & Coatings, Inc., said, "These actions reflect our confidence in the long-term prospects of the Company. The stock split should allow our stock to be more accessible to a broader range of investors and, . . . continue to improve liquidity."